




[Analysis of prevalence of coronary heart disease and its risk factors among workers of Velikii Novgorod].

<https://arctichealth.org/en/permalink/ahliterature183776>

Author: L I Mazur
Source: Med Tr Prom Ekol. 2003;(7):43-6
Date: 2003
Language: Russian
Publication Type: Article
Keywords: Adult
Catchment Area (Health)
Humans
Middle Aged
Myocardial Ischemia - epidemiology - etiology
Occupational Diseases - epidemiology - etiology
Prevalence
Risk factors
Russia - epidemiology
PubMed ID: 12958879 [View in PubMed](#) 

[\[Prevalence of arterial hypertension among male and female workers in Velikii Novgorod\].](#)

<https://arctichealth.org/en/permalink/ahliterature183775>

Author: V R Veber
L I Mazur


Source: Med Tr Prom Ekol. 2003;(7):46-8

Date: 2003

Language: Russian

Publication Type: Article

Keywords: Adult
Catchment Area (Health)
Female
Humans
Hypertension - epidemiology
Male
Middle Aged
Occupational Diseases - epidemiology
Prevalence
Russia - epidemiology
Sex Distribution

PubMed ID: 12958880 [View in PubMed](#) 

[\[Work experience of the Sverdlovsk Province Pulmonology Center\].](#)

<https://arctichealth.org/en/permalink/ahliterature246283>

Author: N S Babich
M L Shulutko
G I Mazur
B D Zislin

Source: Zdravookhr Ross Fed. 1980;(4):21-5

Date: 1980

Language: Russian

Publication Type: Article

Keywords: Ambulatory Care Facilities - utilization
Hospitalization
Humans
Lung Diseases - diagnosis - surgery
Referral and Consultation
Siberia

PubMed ID: 7368883 [View in PubMed](#) 

[Roentgeno-morphologic forms of bronchioloalveolar cancer].

<https://arctichealth.org/en/permalink/ahliterature228805>

Author: M L Shulutko
M G Vinner
L M Grinberg
G I Mazur


Source: Vestn Rentgenol Radiol. 1990 Jul-Aug;(4):42-8

Language: Russian

Publication Type: Article

Keywords: Adenocarcinoma, Bronchiolo-Alveolar - epidemiology - pathology - radiography
Humans
Lung Neoplasms - epidemiology - pathology - radiography
Retrospective Studies
Russia - epidemiology

Abstract: The paper is concerned with the description of clinical, x-ray and morphological investigation of 123 bronchoalveolar cancer patients. Three types of this disease were defined: nodular (homogeneous and nonhomogeneous), pneumonia-like (infiltrative and infiltrative-nodular) and mixed (focal-disseminated, focal-nodular and focal-infiltrative). These types of bronchoalveolar cancer are most probably stages of the same tumor process. Clinical and x-ray signs of each type showed correlation with a morphological picture of a tumor. Shadow nonhomogeneity as one of the main x-ray signs of bronchoalveolar cancer was shown to be determined by the "alveolar" structure of a tumor, a tendency to the formation of small cavities, filled with viscous mucosa and air. Correct clinical and x-ray diagnosis in all types of bronchoalveolar cancer (before the use of the morphological methods) was established in 45.5% of the patients.

PubMed ID: 2176754 [View in PubMed](#) 

[How to improve the diagnosis of diseases of the respiratory organs? (the experience in organizing diagnostic services at the Sverdlovsk Pulmonology Center)].

<https://arctichealth.org/en/permalink/ahliterature237594>

Author: M L Shulutko
M G Vinner
E N Voroshilina
G I Mazur
I Ia Motus

Source: Ter Arkh. 1986;58(12):9-12

Date: 1986

Language: Russian

Publication Type: Article

Keywords: Diagnostic Services - organization & administration
Hospital Bed Capacity, under 100
Hospitals, Special - organization & administration
Humans
Quality Control
Referral and Consultation
Respiratory Tract Diseases - diagnosis
Siberia

Abstract: The authors have summed up their 12-year experience in forming a system of organizational measures for the diagnosis of pulmonary diseases in an industrial area with the adult population of 3,616 mln. The major stages of diagnosis were studied, measures for its improvement defined, the main causes of diagnostic errors brought to light. The authors are of opinion that separate examination of patients with pulmonary pathology in different institutions is inappropriate.

PubMed ID: 3824224 [View in PubMed](#) 